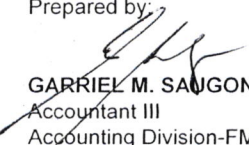



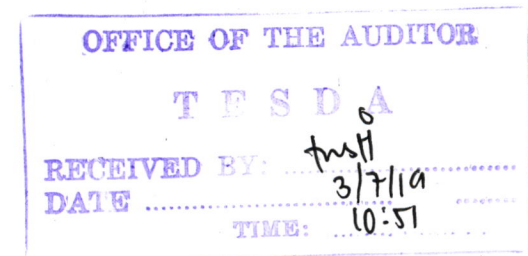
Technical Education and Skills Development Authority
East Service Road, South Super Highway, Taguig City

Aging of Cash Advances
As of January 31, 2019

Name of Employee	Balance	Amount Due						Remarks
		30 days or less	31-90 days	91-365 days	over 1 year to 2 years	over 2 year to 3 years	3 years and above	
ADVANCES TO OFFICERS & EMPLOYEES								
Foreign Travel								
KENNETH LOMBOS	4,787.62	4,787.62	-	-				
ROLANDO DELA TORRE	4,787.62	4,787.62	-	-				
RONALD M. STA ANA	5,012.26	-	-	5,012.26				
ELMER K TALAVERA	28,645.37	-	28,645.37	-				Balance Refunded Feb 2019
GASPAR S. GAYONA	1,200.00	-	1,200.00	-				Balance Refunded March 2019
GLADYS ROSALES	4,787.62	4,787.62	-	-				
ISIDRO LAPENA	57,491.62	57,491.62	-	-				
CONRADO BARES	5,320.62	5,320.62	-	-				
CONRADO G. BARES	93,177.22	93,177.22	-	-				
MARIA CARMINA J. SUGAY	5,784.28	5,784.28	-	-				
TOTAL	210,994.23	176,136.60	29,845.37	5,012.26	-	-	-	
TOTAL for Officers & Employees	210,994.23	176,136.60	29,845.37	5,012.26	-	-	-	
SPECIAL DISBURSING OFFICER								
Ronaldo P. Buenaventura (101)	1,478,915.33	-	812,500.00	666,415.33	-	-	-	
Pedro F. Lanto (101)	120,000.00	-	120,000.00	-				
Ronaldo P. Buenaventura (TF)	830,662.00	-	-	830,662.00	-	-	-	
TOTAL for Special Disbursing Officer	2,429,577.33	-	932,500.00	1,497,077.33	-	-	-	
PAYROLL								
Ronaldo P. Buenaventura	151,298.36	82,687.42	68,610.94	-	-	-	-	
TOTAL for Payroll	151,298.36	82,687.42	68,610.94	-	-	-	-	
GRAND TOTAL	2,791,869.92	258,824.02	1,030,956.31	1,502,089.59	-	-	-	

Prepared by:

GARRIEL M. SAUGON
Accountant III
Accounting Division-FMS

Certified Correct by:

EMELY Q. TESORO
Chief Accountant
Accounting Division-FMS



CASH ADVANCES MONITORING

As of January 31, 2019

A. CURRENT YEAR												
Fund	Account	Balance as of December 31, 2018	Adjustments on Previous Months		Adjusted Balance as of December 31,	Grants, January 2019	Total	Liquidations, January 2019	% of Liquidation	Ending Balance as of January 31, 2019	No. of Demand Letters Sent	Remarks
			Grants	Liquidations								
101	Officers and Employees	-	-	-	-	176,136.60	176,136.60	-	0.00%	176,136.60		
101	Special Disbursing Officer	-	-	-	-	-	-	-	-	-		
101	Payroll	-	-	-	-	82,687.42	82,687.42	-	0.00%	82,687.42		
SSP	Payroll	-	-	-	-	-	-	-	-	-		
SSP	Special Disbursing Officer	-	-	-	-	-	-	-	-	-		
TF	Special Disbursing Officer	-	-	-	-	-	-	-	-	-		
	Total	-	-	-	-	258,824.02	258,824.02	-	0.00%	258,824.02		

B. PRIOR YEARS												
Fund	Account	Balance as of December 31, 2018	Adjustments on Previous Months		Adjusted Balance as of December 31,	Grants, January 2019	Total	Liquidations, January 2019	% of Liquidation	Ending Balance as of January 31, 2019	No. of Demand Letters Sent	Remarks
			Grants	Liquidations								
101	Officers and Employees	38,135.05			38,135.05		38,135.05	3,277.42	8.59%	34,857.63		
101	Special Disbursing Officer	1,773,215.33		-	1,773,215.33	-	1,773,215.33	174,300.00	9.83%	1,598,915.33		
101	Payroll	68,610.94	-		68,610.94		68,610.94	-	0.00%	68,610.94		
TF	Special Disbursing Officer	830,662.00			830,662.00		830,662.00	-	0.00%	830,662.00		
	Total	2,710,623.32	-	-	2,710,623.32	-	2,710,623.32	177,577.42	6.55%	2,533,045.90		

C. GRAND TOTAL (CY and PY)		2,710,623.32	-	-	2,710,623.32	258,824.02	2,969,447.34	177,577.42	5.98%	2,791,869.92		
-----------------------------------	--	---------------------	---	---	---------------------	-------------------	---------------------	-------------------	--------------	---------------------	--	--